

# LIGHT DUTY PROFILE RLP

## Lightweight framing channel for flexible layouts

RLP light duty profile is built for ease of use and flexibility. Perfect for lighter mounting tasks where agility and speed matter.



### Material

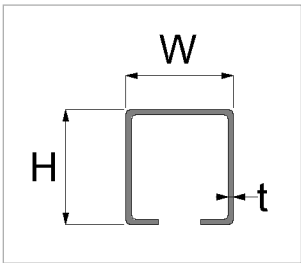
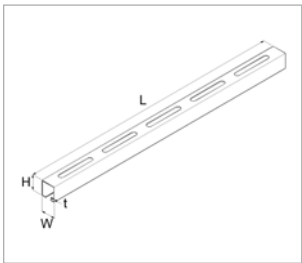
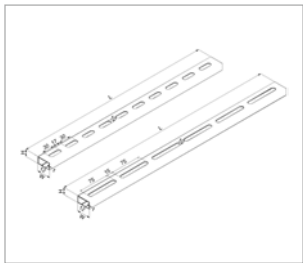
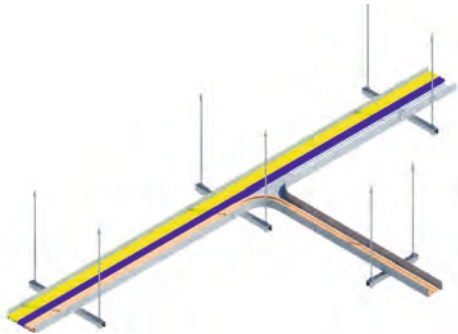
- Steel Grade-E250
- Coating- Pregalvanised.

### Key Features & Benefits

- Durable Construction – Made from high-strength steel for long service life.
- Corrosion Resistance – Galvanized finish for corrosion protection on mild environment conditions.
- Compatible with a wide range of nuts, clamps & brackets.

### Application

- Supports cable trays, ducts, pipes, lighting & other MEP services.
- Suitable for light-to-medium load-bearing assemblies.
- Ideal for trapeze design configurations.



H	Height
W	Width
L	Length
t	Thickness



LIGHT DUTY PROFILE RLP

Product Variants

Item No.	Description	Length (mm)	Height (mm)	Width (mm)	Thickness (mm)	Sales Unit (Pcs)
402301	Light duty profile RLPS 35/15/0.8-2.5M	2500	15	35	0.8	1
402302	Light duty profile RLPS 35/15/1.0-2.5M	2500	15	35	1	1
402303	Light duty profile RLPS 35/15/1.2-2.5M	2500	15	35	1.2	1
402304	Light duty profile RLPS 35/15/1.4-2.5M	2500	15	35	1.4	1
402305	Light duty profile RLPL 35/15/0.8-2.5M	2500	15	35	0.8	1
402306	Light duty profile RLPL 35/15/1.0-2.5M	2500	15	35	1	1
402307	Light duty profile RLPL 35/15/1.2-2.5M	2500	15	35	1.2	1
402308	Light duty profile RLPL 35/15/1.4-2.5M	2500	15	35	1.4	1

**RISE DBS Private Limited**

Bannerghatta Road, Bangalore,  
Bangalore South, Karnataka,  
India, 560076



**Contact us**

**[info@rise-dbs.com](mailto:info@rise-dbs.com) | [www.rise-dbs.com](http://www.rise-dbs.com)**